



Diaphragm seals

# Diaphragm seals – combinations and accessories



Smart in sensing



Alexander Wiegand,  
Chairman and CEO, WIKA

## About us

As a family-run business acting globally, with 10,200 highly qualified employees, the WIKA group of companies is a worldwide leader in pressure and temperature measurement. The company also sets the standard in the measurement of level, force and flow, and in calibration technology.

Founded in 1946, WIKA is today a strong and reliable partner for all the requirements of industrial measurement technology, thanks to a broad portfolio of high-precision instruments and comprehensive services.

With manufacturing locations around the globe, WIKA ensures flexibility and the highest delivery performance. Every year, over 50 million quality products, both standard and customer-specific solutions, are delivered in batches of 1 to over 10,000 units.

With numerous wholly owned subsidiaries and partners, WIKA competently and reliably supports its customers worldwide. Our experienced engineers and sales experts are your competent and dependable contacts locally.



# Contents

---

<b>Technical information</b>	<b>4</b>
<b>Diaphragm seal models</b>	
■ With flange connection	8
■ With threaded connection	11
■ With hygienic connection	12
<b>Engineered solutions</b>	<b>17</b>
<b>Service</b>	<b>18</b>
<b>Accessories</b>	<b>19</b>

---

## Diaphragm seals

By using diaphragm seals, pressure measuring instruments can be adapted to even the most difficult of conditions within process industries. A diaphragm made of the appropriate material separates the medium from the measuring instrument.



# Operating principle

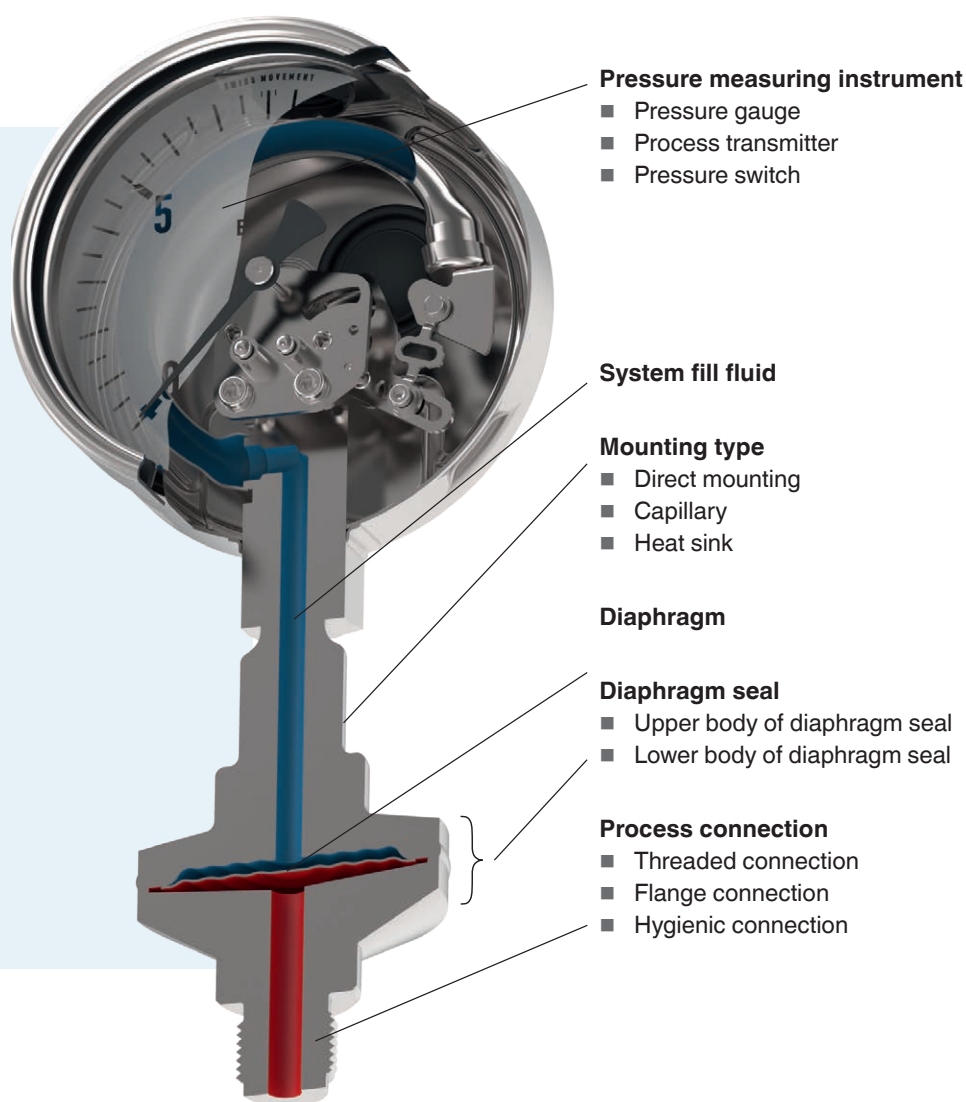
Diaphragm seals are mounted to existing connections, which are welded to a pipeline, a process reactor or a tank.

The internal space between the diaphragm and the pressure measuring instrument is completely filled with a system fill fluid.

The process pressure is transmitted by the elastic diaphragm into the fluid and from there to the measuring instrument.

A diaphragm seal and its components are perfectly matched to each other to ensure a reliable measurement.

Diaphragm seals offer the advantage that they can be easily dismantled, e.g. for cleaning or calibration purposes.



# Combinations with measuring instruments

WIKA diaphragm seals can be connected to almost all pressure gauges, process transmitters, pressure switches or pressure sensors. Mounting may be made via a direct connection, a cooling element or a capillary.

The combined systems can withstand a pressure of 10 mbar up to 3,600 bar at extreme temperatures (-130 ... +400 °C) and with a wide variety of media, thus enabling accurate pressure measurements under extreme conditions.

The optimal diaphragm seal designs, materials, system fill fluids and accessories are available for each application. The configuration of the combination of pressure measuring instruments and diaphragm seals depends, among other things, on the application conditions in which the diaphragm seal system must work.

For the diaphragm seals, test certificates and approvals for special applications can be supplied.



## The realisation of your individual solution



Create your perfect diaphragm seal solution together with us. From the wide variety of realisable combinations, our technology experts will find a proven solution for your application. As required, we will adapt our systems to your individual application.

**Talk to us – we are happy to provide you with advice!**

# System fill fluids



Designation	Identifica- tion num- ber	Solidi- fication point	Boiling/ degradation point	Density at 25 °C	Kin. Viscosity at 25 °C	Comments
	KN	°C	°C [°F]	°C [°F]	cSt	
Silicone oil	2	-45	+300	0.96	54.5	Universal application
Glycerine	7	-35	+240	1.26	759.6	FDA 21 CFR 182.1320
Silicone oil	17	-90	+200	0.92	4.4	For low temperatures
Halocarbon	21	-60	+175	1.89	10.6	Oxygen <sup>1)</sup> and chlorine
Methylcyclopentane	30	-130	+60	0.74	0.7	For very low temperatures
High-temperature silicone oil	32	-25	+400	1.06	47.1	For high temperatures
Neobee® M-20	59	-35	+260	0.92	10.0	FDA 21 CFR 172.856, 21 CFR 174.5
DI water	64	+4	+85	1.00	0.9	For ultrapure media
Silicone oil	68	-75	+250	0.93	10.3	
DI water/propanol mixture	75	-30	+60	0.92	3.6	For ultrapure media
Medicinal white mineral oil	92	-15	+260	0.85	45.3	FDA 21 CFR 172.878, 21 CFR 178.3620(a); USP, EP, JP

## Other system fill fluids on request

### Note:

- The stated lower temperature limit is a purely physical characteristic of the system fill fluid. The resulting response time has to be calculated and evaluated separately.
- The upper temperature limit for a diaphragm seal system is further restricted by the operating pressure and the diaphragm. To determine the upper temperature limit for the individual diaphragm seal system, a calculation is required.

<sup>1)</sup> For oxygen applications the following values per BAM test (Federal Institute for Materials Research and Testing) apply:

Maximum temperature	Maximum oxygen pressure
to 60 °C	50 bar
> 60 °C to 100 °C	30 bar
> 100 °C to 175 °C	25 bar

# Materials, coatings

## Special materials

The diaphragm provides for the separation from the medium. The pressure is transmitted to the measuring instrument via the system fill fluid which is inside the diaphragm seal system.

Materials	Unified numbering system (UNS)
Tantalum	R05200
Hastelloy C276 2.4819	N10276
Hastelloy C22 2.4602	N06022
Inconel 600 2.4816	N06600
Incoloy 825 2.4858	N08825
Inconel 625 2.4856	N06625
Monel 400 2.4360	N04400
Nickel 200 (2.4066)	N02200
Nickel 201 (2.4068)	N02201
Titanium 3.7035 (class 2)	R50400
Titanium 3.7235 (class 7)	R52400
Stainless steel 1.4404 (316L)	S31603
Stainless steel 1.4435 (316L)	S31603
Stainless steel 1.4539 (904L)	N08904
Stainless steel 1.4541 (321)	S32100
Stainless steel 1.4571 (316Ti)	S31635
Stainless steel 1.4304 (304L)	S30403
Stainless steel 1.4466 (urea grade)	S31050
Stainless steel 1.4542 (630)	S17400
Duplex 2205 1.4462	S31803
Superduplex 1.4410	S32750
Zirconium	R58120

### Coatings

Stainless steel with ECTFE
Stainless steel with PFA (FDA; 21 CFR 177.1550 and 21 CFR 177.2440)
Stainless steel with antistatic PFA (suitable for Ex applications)
Stainless steel with gold plating, various coating thicknesses: ~6, 25, 40 µm
Stainless steel with gold-rhodium (gold ~4 µm, rhodium ~0.1 ... ~0.2 µm)
Stainless steel with Wikaramic®

Other materials and coatings on request



The standard material for diaphragm seals is stainless steel 316L. For the wetted parts, a wide range of steels, special materials and coatings are available for almost all diaphragm seal designs.

# With flange connection

**The combinations of diaphragm seals with flange connection** can be used for processes with aggressive, adhesive, corrosive, highly viscous, environmentally hazardous or toxic media. With its connection dimensions, the flange-type diaphragm seal is suitable for all currently used standard flanges.

Another modification of this model is the diaphragm seal with extended diaphragm, which, among other things, is used at thick and/or insulated process lines or vessel walls.

Cell-type diaphragm seals are used with a blind flange at the process.

Nominal sizes in DN 15 ... 125 and DN ½" ... 5".  
Standards in EN, ASME (former ANSI), GOST, API and JIS

## Internal diaphragm

### 990.12

#### Threaded design



Application	General applications in the process industry; for small flange connections ( $\leq$ DN 25/1") and pressures $\geq$ 40 bar
PN	10 ... 250 bar (class 150 ... 1500)
Data sheet	DS 99.31

### 990.16

#### High-pressure version



Application	Process industry; for small flange connections ( $\leq$ DN 25/1") and pressures $\geq$ 400 bar
PN	400 (class 2500)
Data sheet	DS 99.08

### 990.45

#### High-temperature version



Application	■ Process industry with particularly high medium temperatures from 360 °C [680 °F] to a maximum of 450 °C [842 °F]
PN	40 bar (class 400 ... 600)
Data sheet	DS 99.45

### 990.26

#### Internal diaphragm



Application	Process industry; for small flange connections ( $\leq$ DN 25/1")
PN	10 ... 40 bar (class 150 ... 300)
Data sheet	DS 99.26

### 990.41

#### Large working volume, threaded design



Application	For mounting to pressure measuring instruments for differential pressure or for low pressures.
PN	10 ... 100 bar (class 150 ... 300)
Data sheet	DS 99.32



## Flush diaphragm

### 990.28

#### Cell-type



Application	Process and petrochemical industries with high measuring requirements
PN	10 ... 100 (400) bar (class 150 ... 2500)
Data sheet	DS 99.28

### 990.29

#### Flange-type with extended diaphragm



Application	Process and petrochemical industries, particularly for thick or insulated vessel walls
PN	10 ... 100 (400) bar (class 150 ... 2500)
Data sheet	DS 99.29

### 990.35

#### Cell-type with extended diaphragm



Application	Process and petrochemical industries, particularly for thick or insulated vessel walls
PN	10 ... 100 (400) bar (class 150 ... 600)
Data sheet	DS 99.30

### 990.27

#### Flush diaphragm



Application	Process and petrochemical industries with high measuring requirements
PN	10 ... 250 (400) bar (class 150 ... 2500)
Data sheet	DS 99.27

### 990.23

#### With rotatable retainer flange



Application	For use in the pulp and paper industry
PN	40 bar (class 400 / 600)
Data sheet	DS 99.34

# With flange connection

By using welding flanges for the connection to the process, a compact assembly can be realised at the measuring point with block flanges or saddle flanges. In addition, stress from vibration, potential leakage points and installation and maintenance costs are reduced.

The process connection is realised directly at the flange.

The measuring instrument is in a vertical position.

Depending on the pressure rating, the fixing is made using a different number of screws.

## Flush diaphragm for installation via block or saddle flange

### 990.15


#### Block or saddle flange



Application	For connection with block or saddle flange in the chemical engineering and petrochemical industries
PN	100 or 250 bar
Data sheet	DS 99.35

### 910.19, 910.23

#### Block flange for single- and double-jacket pipes



Process connection	<ul style="list-style-type: none"> <li>■ For welding into the product pipeline</li> <li>■ DN 15 ... 150</li> </ul>
Perm. temperature	Max. 250 °C
PN	910.19: 195 bar 910.23: 240 bar
Data sheet	AC 91.01

### 910.20

#### Saddle flange



Process connection	<ul style="list-style-type: none"> <li>■ For welding onto the product pipeline</li> <li>■ DN 65 ... 150</li> <li>■ DN 2 1/2" ... 6"</li> </ul>
Perm. temperature	Max. 300 °C
Data sheet	AC 91.01

## In-line diaphragm seals

### 981.10

#### Cell-type



Application	For direct, permanent installation in pipelines; for flowing media; for measuring points free of dead space
PN max.	400 bar (class 150 ... 2500)
Data sheet	DS 98.28

### 981.27

#### Flange-type



Application	For direct, permanent installation in pipelines; for flowing media; for measuring points free of dead space
PN max.	16 or 40 bar (class 150 ... 300)
Data sheet	DS 98.27

# With threaded connection

**The combinations of diaphragm seals with threaded connection** can be used for processes with aggressive, corrosive, environmentally hazardous or toxic media. The diaphragm seals are available with female or male thread in their basic design.

The wide variety of available process connections enables many different adaptations without any problems.

Process connections with female or male threads in G ¼ ... 1 ½ and ¼ ... 1 ½ NPT.

## 990.10


### Threaded design



Application	General applications in the process industry
PN	25, 100 or 250 bar
Data sheet	DS 99.01

## 990.31

### Plastic body, threaded design



Application	Chemical engineering with plastic pipework, electroplating; particularly for wastewater and agricultural fertilisers
PN max.	10 bar
Data sheet	DS 99.02

## 990.36

### Small diaphragm seal with flush diaphragm



Application	Particularly for highly viscous and crystallising media
PN max.	600 bar
Data sheet	DS 99.03

## 990.34

### Welded design



Application	Machine-building, plant-construction and process-industry applications with high requirements
PN	160, 400, 600 or 1,000 bar
Data sheet	DS 99.04

## 990.40

### Large working volume, threaded design



Application	For mounting to pressure measuring instruments for differential pressure or for low pressures.
PN max.	40 bar
Data sheet	DS 99.06

# With hygienic connection

**These combinations of diaphragm seals with pressure measuring instruments in hygienic design** can be used for processes with gases, compressed air or vapour and also with liquid, pasty, powdery and crystallising media.

The diaphragm seals resist the temperatures that occur and meet the requirements for sterile connections.

SIP and CIP criteria, which are an essential requirement for sanitary applications, are met by using WIKA diaphragm seals.

These acronyms stand for the sterilisation and cleaning of the wetted parts in the process.

The combination of pressure measuring instruments with flush diaphragm seals or in-line diaphragm seals meets the stringent demands made on hygienic instrumentation and is suitable for even the most difficult measuring requirements.

## 990.22, 990.52, 990.53

### Clamp connection



Process connection	<ul style="list-style-type: none"><li>■ Clamp connection per ASME BPE</li><li>■ Clamp connection per DIN 32676</li><li>■ Clamp connection per ISO 2852</li></ul>
PN max.	<ul style="list-style-type: none"><li>■ 40 bar (DN 20 ... 50)</li><li>■ 25 bar (from DN 65)</li></ul>
Data sheet	DS 99.41

## 990.17

### DRD connection



Process connection	DRD connection
PN max.	25 bar
Data sheet	DS 99.39

## 990.51

### Aseptic connection per DIN 11864



Process connection	<ul style="list-style-type: none"><li>■ DIN 11864-1 threaded connection</li><li>■ DIN 11864-2 flange</li><li>■ DIN 11864-3 clamp connection</li></ul>
PN	16 ... 40 bar
Data sheet	DS 99.51





## Threaded connections

### 990.18

Milk thread fitting per DIN 11851



Process connection	Grooved union nut/threaded coupling
PN max.	40 or 25 bar
Data sheet	DS 99.40

### 990.19

Threaded connection SMS standard



Process connection	Grooved union nut/threaded coupling
PN max.	40 or 25 bar
Data sheet	DS 99.40

### 990.20

Threaded connection IDF standard



Process connection	Thread with grooved union nut
PN max.	40 or 25 bar
Data sheet	DS 99.40

## Homogenisers

### 990.21


Threaded connection APV-RJT standard



Process connection	Thread with grooved union nut
PN max.	40 or 25 bar
Data sheet	DS 99.40

### 990.30

For homogenisers



Application	For homogeniser machines
PN max.	<ul style="list-style-type: none"> <li>■ 600 bar</li> <li>■ 1,000 bar</li> <li>■ 1,600 bar</li> </ul>
Data sheet	DS 99.33

The model 990.30 mechanical pressure measuring instrument has been specifically developed for homogenising processes, where there are extremely dynamic pressure loads.

Complex structural features allow pressures of up to 2,500 bar and ensure a long service life.

# With hygienic connection

## Manufacturer-specific connections

### 990.60

#### NEUMO BioControl®



Process connection	For installation into the NEUMO BioControl® system
PN max.	■ 16 bar (size 50 ... 80) ■ 70 bar (size 25)
Data sheet	DS 99.55

### 910.60

#### NEUMO BioControl® housing



Process connection	NEUMO BioControl®
PN max.	16 bar
Data sheet	AC 09.14

### 990.24

#### VARINLINE® connection



Process connection	For installation into the VARINLINE® access unit or connecting flange
PN max.	25 bar
Data sheet	DS 99.49

### 990.50

#### NEUMO BioConnect® connection



Process connection	NEUMO BioConnect® thread or flange
PN max.	■ 16 bar (thread) ■ 70 bar (flange)
Data sheet	DS 99.50



The in-line diaphragm seal is perfectly suited for use with flowing media. With the seal being completely integrated into the process line, measurements do not cause any disturbing turbulences, corners, dead spaces or other obstructions in the flow direction. The in-line diaphragm seal is clamped directly into the pipeline.

With in-line diaphragm seals with their perfectly circular cylindrical form, the medium flows through unhindered and effects the self-cleaning of the measuring chamber. Different nominal widths allow the in-line diaphragm seals to be adapted to any pipeline cross-section.

## In-line diaphragm seals

### 981.18

#### Milk thread fitting DIN 11851



Process connection	Thread
PN max.	<ul style="list-style-type: none"> <li>■ 40 bar (DN 20 ... 40)</li> <li>■ 25 bar (from DN 50)</li> </ul>
Data sheet	DS 98.40

### 981.22

#### TRI-CLAMP®



Process connection	TRI-CLAMP®, clamp DIN 32676, ISO 2852
PN max.	<ul style="list-style-type: none"> <li>■ 40 bar (DN 20 ... 40)</li> <li>■ 25 bar (from DN 50)</li> </ul>
Data sheet	DS 98.52

### 981.50

#### NEUMO BioConnect®



Process connection	NEUMO BioConnect® thread or flange
PN max.	<ul style="list-style-type: none"> <li>■ 16 bar (thread)</li> <li>■ 70 bar (flange)</li> </ul>
Data sheet	DS 98.50

### 981.51

#### Aseptic connection




Process connection	<ul style="list-style-type: none"> <li>■ DIN 11864-1 threaded connection</li> <li>■ DIN 11864-2 flange</li> <li>■ DIN 11864-3 clamp connection</li> </ul>
PN max.	16 ... 40 bar
Data sheet	DS 98.51

# HYDRA-line diaphragm seal systems

This product family has been developed in co-operation with well-known customers in the semiconductor industry. The complete product concept has been adapted to the special requirements of the process equipment and UHP chemicals distribution system sectors. The patented HYDRA double-diaphragm system enables a safe and reliable separation of the pressure sensor from the process medium.

Simultaneously diffusing process media such as HF or HCl vapours are given off to the environment. Any falsification of the measuring result or the destruction of the sensor element is avoided.  
All wetted parts are made of PFA or PTFE UHP grade.


### HYDRA-gauge



360° rotatable

Process connection	■ Dead-end ■ In-line
Measuring range	0 ... 2.5 to 0 ... 6 bar
Data sheet	SP 99.20

### HYDRA-sensor



360° rotatable

Process connection	■ Dead-end ■ In-line
Measuring range	0 ... 2.5 to 0 ... 6 bar
Data sheet	SP 99.21



# Diaphragm monitoring

WIKA's patented double-diaphragm design is the solution for critical processes where neither the medium should find its way into the environment, nor should the system fill fluid find its way into the product.

In the event of a diaphragm rupture, a second diaphragm in the diaphragm seal system ensures the reliable separation of the environment and the process. The measuring task can still be performed. Time to act – without any risk for the process.

## DMS27

### Diaphragm monitoring system with flange connection



US 2018180505,  
DE 102016015447,  
CN 108240885



Process connection	Flange connection
Application	Process industry, with high measuring requirements
Material	Hastelloy
Data sheet	DS 95.23

## DMS34

### Diaphragm monitoring system with threaded connection



US 2018180505,  
DE 102016015447,  
CN 108240885



Process connection	Threaded connection
Application	Process industry
Material	Monel
Data sheet	DS 95.18

## DMS-FP

### Diaphragm monitoring system with hygienic connection



US 2018180505,  
DE 102016015447,  
CN 108240885



Process connection	Clamp connection per DIN 32676
Application	Sanitary applications
Material	Stainless steel 1.4435 (316L), UNS S31603
Data sheet	DS 95.20

## Process connections

## DMSU21SA


### Diaphragm monitoring system with HART® protocol



US 10794787,  
NL 2019251



Process connection	<ul style="list-style-type: none"> <li>■ Clamp connection per DIN 32676 or ISO 2852</li> <li>■ Aseptic threaded pipe connection per DIN 11864-1</li> <li>■ Aseptic flange connection per DIN 11864-2</li> <li>■ Aseptic clamp connection per DIN 11864-3</li> <li>■ Ingold connection with union nut</li> <li>■ VARIVENT®</li> </ul>
Application	Pharmaceutical industry and aseptic food processing
Material	■ Stainless steel 1.4435 (316L) UNS S1603
Data sheet	DS 95.11



Extensive information can be found in the flyer "Diaphragm monitoring for diaphragm seals" at [www.wika.de](http://www.wika.de).

VARIVENT® is a registered trademark of the company GEA

## Service for diaphragm seal systems



Process transmitter model  
DPT-10 with two diaphragm  
seals

Has your system failed unexpectedly and a smooth process flow is no longer possible?

Send us your instrument and we will restore its functionality in line with your wishes.

Through our globally established service centres we can support you at any location and guarantee short delivery times.

Extensive information  
can be found in our flyer  
“Replacement service for  
diaphragm seal systems  
with process transmitters”  
at [www.wika.de](http://www.wika.de).



## Order catalogue “Diaphragm seal systems with short delivery times”

These combinations of diaphragm seals with pressure measuring instruments particularly stand out for their very fast availability.

Universally applicable diaphragm seal systems are suitable for demanding applications in diverse industries.



Extensive information can  
be found in our brochure  
“Diaphragm seal systems  
with short delivery times” at  
[www.wika.de](http://www.wika.de).

# Accessories

- Flushing rings
- Block and saddle flanges
- Plug screws
- Valves
- Instrument mounting brackets and adapters
- Union nuts
- Transition pieces
- Connection adapters, e.g. VARINLINE®, clamp, aseptic, welding sleeves, weld stubs
- Indicator for panel mounting

## Certificates and approvals

Given the increasing demands in terms of quality and product safety of industrial products, certified measuring instruments for pressure contribute considerably to the safety of the production processes. Therefore we offer a wide range of approvals and certificates.



### Tests

- PMI test
- Roughness measurement
- Coating thickness measurement
- Dye penetrant test
- Surface roughness
- Leak test
- Pressure test

### Approvals

- Pressure equipment directive
- EHEDG
- 3-A
- FDA
- NACE
- BAM
- EAC
- GOST
- ATEX

### Certificates

- Ingress protection
- Material proof
- RoHS
- Oil- and grease-free
- Accuracies of the span
- Switching accuracy
- Indication accuracy
- Food contact materials



# WIK A worldwide

## Europe

### Austria

WIK A Messgerätevertrieb  
Ursula Wiegand GmbH & Co. KG  
Tel. +31 475 535500  
info@wika.at / www.wika.at

### Benelux

WIK A Benelux  
Tel. +31 475 535500  
info@wika.nl / www.wika.nl

### Bulgaria

WIK A Bulgaria EOOD  
Tel. +359 2 82138-10  
info@wika.bg / www.wika.bg

### Croatia

WIK A Croatia d.o.o.  
Tel. +385 1 6531-034  
info@wika.hr / www.wika.hr

### Denmark

WIK A Danmark A/S  
Tel. +45 4581 9600  
info@wika.as / www.wika.as

### Finland

WIK A Finland Oy  
Tel. +358 9 682492-0  
info@wika.fi / www.wika.fi

### France

WIK A Instruments s.a.r.l.  
Tel. +33 1 787049-46  
info@wika.fr / www.wika.fr

### Germany

WIK A Alexander Wiegand SE & Co. KG  
Tel. +49 9372 132-0  
info@wika.de / www.wika.de

### Italy

WIK A Italia S.r.l. & C. S.a.s.  
Tel. +39 02 93861-1  
info@wika.it / www.wika.it

### Poland

WIK A Polska spółka z ograniczoną  
odpowiedzialnością sp. k.  
Tel. +48 54 230110-0  
info@wikapolska.pl  
www.wikapolska.pl

### Romania

WIK A Instruments Romania S.R.L.  
Tel. +40 21 4048327  
info@wika.ro / www.wika.ro

### Russia

AO "WIK A MERA"  
Tel. +7 495-648018-0  
info@wika.ru / www.wika.ru

### Serbia

WIK A Merna Tehnika d.o.o.  
Tel. +381 11 2763722  
info@wika.rs / www.wika.rs

### Spain

Instrumentos WIK A S.A.U.  
Tel. +34 933 9386-30  
info@wika.es / www.wika.es

### Switzerland

WIK A Schweiz AG  
Tel. +41 41 91972-72  
info@wika.ch / www.wika.ch

### Türkiye

WIK A Instruments  
Endüstriyel Ölçüm Cihazları Tic. Ltd. Şti.  
Tel. +90 216 41590-66  
info@wika.com.tr  
www.wika.com.tr

### Ukraine

TOV WIK A Prylad  
Tel. +38 044 496 83 80  
info@wika.ua / www.wika.ua

### United Kingdom

WIK A Instruments Ltd  
Tel. +44 1737 644-008  
info@wika.co.uk / www.wika.co.uk

## North America

### Canada

WIK A Instruments Ltd.  
Tel. +1 780 4637035  
info@wika.ca / www.wika.ca

### USA

WIK A Instrument, LP  
Tel. +1 770 5138200  
info@wika.com / www.wika.us

### Gayesco-WIK A USA, LP

Tel. +1 713 4750022  
info@wikahouston.com  
www.wika.us

### Mensor Corporation

Tel. +1 512 3964200  
sales@mensor.com  
www.mensor.com

## Latin America

### Argentina

WIK A Argentina S.A.  
Tel. +54 11 5442 0000  
ventas@wika.com.ar  
www.wika.com.ar

### Brazil

WIK A do Brasil Ind. e Com. Ltda.  
Tel. +55 15 3459-9700  
vendas@wika.com.br  
www.wika.com.br

### Chile

WIK A Chile S.p.A.  
Tel. +56 9 4279 0308  
info@wika.cl / www.wika.cl

### Colombia

Instrumentos WIK A Colombia S.A.S.  
Tel. +57 601 7021347  
info@wika.co / www.wika.co

### Mexico

Instrumentos WIK A Mexico S.A. de C.V.  
Tel. +52 55 50205300  
ventas@wika.com / www.wika.mx

## Asia

### China

WIK A Instrumentation Suzhou Co., Ltd.  
Tel. +86 512 6878 8000  
info@wika.cn / www.wika.com.cn

### India

WIK A Instruments India Pvt. Ltd.  
Tel. +1800-123-101010  
info@wika.co.in / www.wika.com.in

### Japan

WIK A Japan K. K.  
Tel. +81 3 5439-6673  
info@wika.co.jp / www.wika.co.jp

### Kazakhstan

TOO WIK A Kazakhstan  
Tel. +7 727 225 9444  
info@wika.kz / www.wika.kz

### Korea

WIK A Korea Ltd.  
Tel. +82 2 869-0505  
info@wika.co.kr / www.wika.co.kr

### Malaysia

WIK A Instrumentation (M) Sdn. Bhd.  
Tel. +60 3 5590 6666  
info@wika.my / www.wika.my

### Philippines

WIK A Instruments Philippines Inc.  
Tel. +63 2 234-1270  
info@wika.ph / www.wika.ph

### Singapore

WIK A Instrumentation Pte. Ltd.  
Tel. +65 6844 5506  
info@wika.sg / www.wika.sg

### Taiwan

WIK A Instrumentation Taiwan Ltd.  
Tel. +886 3 420 6052  
info@wika.tw / www.wika.tw

### Thailand

WIK A Instrumentation Corporation  
(Thailand) Co., Ltd.  
Tel. +66 2 326 6876  
info@wika.co.th / www.wika.co.th

### Uzbekistan

WIK A Instrumentation FE LLC  
Tel. +998 71 205 84 30  
info@wika.uz / www.wika.uz

## Africa/Middle East

### Botswana

WIK A Instruments Botswana (Pty.) Ltd.  
Tel. +267 3110013  
info@wika.co.bw / wika.co.bw

### Egypt

WIK A Near East Ltd.  
Tel. +20 2 240 13130  
info@wika.com.eg / www.wika.com.eg

### Namibia

WIK A Instruments Namibia Pty Ltd.  
Tel. +26 4 61238811  
info@wika.com.na / www.wika.com.na

### Nigeria

WIK A WEST AFRICA LIMITED  
Tel. +234 17130019  
info@wika.com.ng / www.wika.ng

### Saudi Arabia

WIK A Saudi Arabia LLC  
Tel. +966 53 555 0874  
info@wika.sa / www.wika.sa

### South Africa

WIK A Instruments Pty. Ltd.  
Tel. +27 11 62100-00  
sales@wika.co.za / www.wika.co.za

### United Arab Emirates

WIK A Middle East FZE  
Tel. +971 4 883-9090  
info@wika.ae / www.wika.ae

## Australia

### Australia

WIK A Australia Pty. Ltd.  
Tel. +61 2 88455222  
sales@wika.com.au / www.wika.com.au

### New Zealand

WIK A Instruments Limited  
Tel. +64 9 8479020  
info@wika.co.nz / www.wika.co.nz

## WIK A Alexander Wiegand SE & Co. KG

Alexander-Wiegand-Straße 30 | 63911 Klingenberg | Germany  
Tel. +49 9372 132-0 | info@wika.de | www.wika.de

14253585 04/2023 EN



You can find further  
information here!



Smart in sensing

www.wika.com